

(1) (a) Statement showing Shareholding Pattern


Name of the Company: MILTON PLASTICS LTD		BSE- , NSE- ; ; Equity	
Scrip Code, Name of the scrip, class of security:			
Quarter ended : 31.12.2012			
Partly paid-up shares:-	No. of partly paid-up shares	As a % of total no. of partly paid-up shares	As a % of total no. of shares of the company
Held by Promoter / Promoter Group	0	0.0000	0.0000
Held by public	0	0.0000	0.0000
Total	0	0.0000	0.0000
Outstanding convertible securities:-	No. of outstanding securities	As a % of total No. of outstanding convertible securities	As a % of total no. of shares of the company, assuming full conversion of the convertible securities
Held by Promoter / Promoter Group	0	0.0000	0.0000
Held by public	0	0.0000	0.0000
Total	0	0.0000	0.0000
Warrants:-	No. of warrants	As a % of total no. of warrants	As a % of total no. of shares of the company, assuming full conversion of warrants
Held by Promoter / Promoter Group	0	0.0000	0.0000
Held by public	0	0.0000	0.0000
Total	0	0.0000	0.0000
Total paid-up capital of the company assuming full conversion of warrants and convertible securities			12498550



Category Code (I)	Category of shareholder (II)	Number of shareholders (III)	Total number of shares (IV)	Number of shares held in dematerialised form (V)	percentage of total number of shares		Shares pledged or otherwise encumbered	
					As a percentage of (A+B) (VI)	As a percentage of (A+B+C) (VII)	Number of shares (VIII)	As a percentage (IX) = (VIII)/(IV)*100
(A)	Promoter and Promoter Group							
1	Indian							
(a)	Individuals/Hindu Undivided Family	5	1882359	1302359	15.0606	15.0606	0	0.0000
(b)	Central Government/State Government(s)	0	0	0	0.0000	0.0000	0	0.0000
(c)	Bodies Corporate	2	98007	98007	0.7841	0.7841	0	0.0000
(d)	Financial Institutions / Banks	0	0	0	0.0000	0.0000	0	0.0000
(e)	Any Other (specify)	12	2164410	1479170	17.3173	17.3173	0	0.0000
	Sub Total (A)(1)	19	4144776	2879536	33.1621	33.1621	0	0.0000
2	Foreign							
(a)	Individuals (Non-Resident Individuals/Foreign Individuals)	0	0	0	0.0000	0.0000	0	0.0000
(b)	Bodies Corporate	0	0	0	0.0000	0.0000	0	0.0000
(c)	Institutions	0	0	0	0.0000	0.0000	0	0.0000
(d)	Qualified Foreign Investors	0	0	0	0.0000	0.0000	0	0.0000
(e)	Any Other (specify)	0	0	0	0.0000	0.0000	0	0.0000
	Sub Total (A)(2)	0	0	0	0.0000	0.0000	0	0.0000
	Total Shareholding of Promoter and Promoter Group (A)=(A)(1)+(A)(2)	19	4144776	2879536	33.1621	33.1621	0	0.0000
(B)	Public shareholding							
1	Institutions							
(a)	Mutual Funds/UIT	5	394600	200	3.1572	3.1572	-	-
(b)	Financial Institutions / Banks	0	0	0	0.0000	0.0000	-	-
(c)	Central Government/State Government(s)	0	0	0	0.0000	0.0000	-	-
(d)	Venture Capital Funds	0	0	0	0.0000	0.0000	-	-
(e)	Insurance Companies	1	275	275	0.0022	0.0022	-	-
(f)	Foreign Institutional Investors	0	0	0	0.0000	0.0000	-	-
(g)	Foreign Venture Capital Investors	0	0	0	0.0000	0.0000	-	-
(h)	Qualified Foreign Investors	0	0	0	0.0000	0.0000	-	-
(i)	Any Other (specify)	0	0	0	0.0000	0.0000	-	-
	Sub Total (B) (I)	6	394875	475	3.1594	3.1594	-	-
2	Non-institutions							
(a)	Bodies Corporate	142	3547524	284824	28.3835	28.3835	-	-
(b) (i)	Individuals - shareholders holding nominal share capital up to Rs 1 Lakh	8383	2368948	1601023	18.9538	18.9538	-	-
(ii)	Individual shareholders holding nominal share capital in excess of Rs. 1 Lakh	12	361399	314299	2.8915	2.8915	-	-




Category code (I)	Category of shareholder (II)	Number of shareholders (III)	Total number of shares (IV)	Number of shares held in dematerialised form (V)	percentage of total number of shares		Shares pledged or otherwise encumbered	
					As a percentage of (A+B) (VI)	As a percentage of (A+B+C) (VII)	Number of shares (VIII)	As a percentage (IX) = (VIII)/(IV)*100
(c)	Qualified Foreign Investors	0	0	0	0.0000	0.0000		
(d)	Any Other							
i	Non Resident Indians (Repat)	189	153551	5751	1.2286	1.2286		
ii	Non Resident Indians (Non Repat)	10	1389	1389	0.0111	0.0111		
iii	Foreign Companies	3	2200	0	0.0176	0.0176		
iv	Clearing Member	23	23888	23888	0.1911	0.1911		
v	Directors / Relatives	0	0	0	0.0000	0.0000		
vi	Trusts	1	1500000	1500000	12.0014	12.0014		
	Sub Total (B)(2)	8763	7958899	3731174	63.6786	63.6786		
	Total Public Shareholding Public Group (B)=(B)(1)+(B)(2)	8769	8353774	3731649	66.8379	66.8379	NA	NA
	Total (A)+(B)	8788	12498550	6611185	100.0000	100.0000		
(C)	Shares held by custodians and against which Depository Receipts have been issued							
i	Promoter and Promoter group	0	0	0	0.0000	0.0000	0	0.0000
ii	Public	0	0	0	0.0000	0.0000	0	0.0000
	Sub Total (C)	0	0	0	0	0	0	0
	GRAND TOTAL (A)+(B)+(C)	8788	12498550	6611185	100.0000	100.0000	0.0000	0.0000



(I)(b) Statement showing holding of securities (including shares, warrants, convertible securities) of persons belonging to the category "Promoter and Promoter Group"

Sr. No.	Name of the shareholder	Details of Shares held		Encumbered shares			Details of warrants		Details of convertible securities		Total shares (including underlying shares assuming full conversion of warrants and convertible securities) as a % of diluted share capital
		Number of shares held	As a % of grand total (A)+(B)+(C)	No.	As a percentage	As a % of grand total (A)+(B)+(C) of sub-clause (I)(a)	Number of warrants held	As a % total number of warrants of the same class	Number of convertible securities held	As a % total number of convertible securities of the same class	
(I)	(II)	(III)	(IV)	(V)	(VI)=(V)/(III)*100	(VII)	(VIII)	(IX)	(X)	(XI)	(XII)
1	DINESH ISHWARLAL VAGHANI	420000	3.3604	0	0.00	0.00	0	0	0	0	3.36
2	CHIRANJIV ISHWARLAL VAGHANI	580000	4.6405	0	0.00	0.00	0	0	0	0	4.64
3	YOGINI C VAGHANI	105000	0.8401	0	0.00	0.00	0	0	0	0	0.84
4	YOGESH I VAGHANI	135240	1.0820	0	0.00	0.00	0	0	0	0	1.08
5	YOGESH I VAGHANI	25000	0.2000	0	0.00	0.00	0	0	0	0	0.2
6	VAGHANI MADHUP BANSILAL	756985	6.0566	0	0.00	0.00	0	0	0	0	6.06
7	PRITI NILESH VAGHANI	58900	0.4713	0	0.00	0.00	0	0	0	0	0.47
8	NILESH ISHWARLAL VAGHANI	539465	4.3162	0	0.00	0.00	0	0	0	0	4.32
9	D J HOLDINGS PVT LTD	50464	0.4038	0	0.00	0.00	0	0	0	0	0.4
10	JAI PRAKASH I VAGHANI	1100	0.0088	0	0.00	0.00	0	0	0	0	0.01
11	STEAD FAST HOLDING PVT LTD	47543	0.3804	0	0.00	0.00	0	0	0	0	0.38
12	AJAY D VAGHANI	312680	2.5017	0	0.00	0.00	0	0	0	0	2.5
13	YOGINI CHIRANJIV VAGHANI	200	0.0016	0	0.00	0.00	0	0	0	0	0
14	CHIRANJIV I VAGHANI	485685	3.8859	0	0.00	0.00	0	0	0	0	3.89
15	JYOTI D VAGHANI	90240	0.7220	0	0.00	0.00	0	0	0	0	0.72
16	DINESHKUMAR I VAGHANI	444425	3.5558	0	0.00	0.00	0	0	0	0	3.56
17	BANSILAL I VAGHANI	59190	0.4736	0	0.00	0.00	0	0	0	0	0.47
18	INDRAJIT BANSILAL VAGHANI	32160	0.2573	0	0.00	0.00	0	0	0	0	0.26
19	CHIRANJIV I VAGHANI	499	0.0040	0	0.00	0.00	0	0	0	0	0
	TOTAL	4144776	33.1621	0	0.0000	0.0000	0	0	0	0	33.16



Statement showing holding of securities (including shares, warrants, convertible securities) of persons belonging to the category "Public" and holding more

(I)(c)(i) than 1% of the total number of shares

Sr. No.	Name of the shareholder	Number of shares held	Shares as a percentage of total number of shares (i.e., Grand Total (A)+(B)+(C) indicated in Statement at para (I)(a) above}	Details of warrants		Details of convertible securities		Total shares (including underlying shares assuming full conversion of warrants and convertible securities) as a % of diluted share capital
				Number of warrants held	As a % total number of warrants of the same class	Number of convertible securities held	% w.r.t total number of convertible securities of the same class	
1	CRB TRUSTEE LIMITED	392800	3.1428	0	0	0	0	3.14
2	SWEET SOLUTIONS LIMITED	3250000	26.0030	0	0	0	0	26
3	DAKSHA VAGHANI	125000	1.0001	0	0	0	0	1
4	STRESSED ASSETS STABILIZATION FUND	1500000	12.0014	0	0	0	0	12
TOTAL		5267800	42.1473	0	0	0	0	42.15


Statement showing holding of securities (including shares, warrants, convertible securities) of persons (together with PAC) belonging to the category

(I)(c)(ii) "Public" and holding more than 5% of the total number of shares of the company

Sr. No.	Name(s) of the shareholder(s) and the Persons Acting in Concert (PAC) with them	Number of shares	Shares as a percentage of total number of shares (i.e., Grand Total (A)+(B)+(C) indicated in Statement at para (I)(a) above}	Details of warrants		Details of convertible securities		Total shares (including underlying shares assuming full conversion of warrants and convertible securities) as a % of diluted share capital
				Number of warrants	As a % total number of warrants of the same class	Number of convertible securities held	% w.r.t total number of convertible securities of the same class	
1	SWEET SOLUTIONS LIMITED	3250000	26.0030	0	0	0	0	26.00
2	STRESSED ASSETS STABILIZATION FUND	1500000	12.0014	0	0	0	0	12.00
TOTAL		4750000	38.0044	0	0	0	0	38.00



(I)(d)	<u>Statement showing details of locked-in shares</u>		
Sr. No.	Name of the shareholder	Number of Locked in Shares	Locked-in shares as a percentage of total number of shares (i.e., Grand Total (A)+(B)+(C) indicated in Statement at para (I)(a) above}
1	NIL	NIL	NIL
TOTAL		NIL	NIL



(II)(a) Statement showing details of Depository Receipts (DRs)				
Sr. No.	Type of outstanding DR (ADRs, GDRs, SDRs, etc.)	Number of outstanding DRs	Number of shares underlying outstanding DRs	Shares underlying outstanding DRs as a percentage of total number of shares {i.e., Grand Total (A)+(B)+(C) indicated in Statement at para (I)(a) above}
1	NIL	NIL	NIL	NIL
TOTAL		NIL	NIL	NIL



Statement showing holding of Depository Receipts (DRs), where underlying shares held by "Promoter/ Promoter Group" are in excess of 1% of the total number of shares

(II) (b)

Sr. No.	Name of the DR Holder	Type of outstanding DR (ADRs, GDRs, SDRs, etc.)	Number of shares underlying outstanding DRs	Shares underlying outstanding DRs as a percentage of total number of shares {i.e., Grand Total (A)+(B)+(C) indicated in Statement at para (I)(a) above}
1	NIL	NIL	NIL	NIL
	TOTAL	NIL	NIL	NIL

