

## (1) (a) Statement showing Shareholding Pattern

Name of the Company: MPL PLASTICS LTD			
Scrip Code, Name of the scrip, class of security:		BSE- 526143 , NSE- ; Equity	
Quarter ended :		30th September, 2015	
<b>Partly paid-up shares:-</b>	<b>No. of partly paid-up shares</b>	<b>As a % of total no. of partly paid-up shares</b>	<b>As a % of total no. of shares of the company</b>
Held by Promoter / Promoter Group	0	0.0000	0.0000
Held by public	0	0.0000	0.0000
<b>Total</b>	<b>0</b>	<b>0.0000</b>	<b>0.0000</b>
<b>Outstanding convertible securities:-</b>	<b>No. of outstanding securities</b>	<b>As a % of total No. of outstanding convertible securities</b>	<b>As a % of total no. of shares of the company, assuming full conversion of the convertible securities</b>
Held by Promoter / Promoter Group	0	0.0000	0.0000
Held by public	0	0.0000	0.0000
<b>Total</b>	<b>0</b>	<b>0.0000</b>	<b>0.0000</b>
<b>Warrants:-</b>	<b>No. of warrants</b>	<b>As a % of total no. of warrants</b>	<b>As a % of total no. of shares of the company, assuming full conversion of warrants</b>
Held by Promoter / Promoter Group	0	0.0000	0.0000
Held by public	0	0.0000	0.0000
<b>Total</b>	<b>0</b>	<b>0.0000</b>	<b>0.0000</b>
Total paid-up capital of the company assuming full conversion of warrants and convertible securities		12498550	



Category Code	Category of shareholder	Number of shareholders	Total number of shares	Number of shares held in dematerialised form	Total shareholding as a percentage of total number of		Shares pledged or otherwise encumbered	
					As a percentage of (A+B) (VI)	As a percentage of (A+B+C) (VII)	Number of shares (VIII)	As a percentage (IX) = (VIII)/(IV)*100
(I)	(II)	(III)	(IV)	(V)	(VI)	(VII)	(VIII)	(IX)
(A)	Promoter and Promoter Group							
1	Indian							
(a)	Individuals/Hindu Undivided Family	4	1881860	1301860	15.0566	15.0566	0	0.0000
(b)	Central Government/State Government(s)	0	0	0	0.0000	0.0000	0	0.0000
(c)	Bodies Corporate	2	104907	104907	0.8394	0.8394	0	0.0000
(d)	Financial Institutions / Banks	0	0	0	0.0000	0.0000	0	0.0000
(e)	Any Other (specify)	11	2164210	1478970	17.3157	17.3157	0	0.0000
	Sub Total (A)(1)	17	4150977	2885737	33.2117	33.2117	0	0.0000
2	Foreign							
(a)	Individuals (Non-Resident Individuals/Foreign Individuals)	0	0	0	0.0000	0.0000	0	0.0000
(b)	Bodies Corporate	0	0	0	0.0000	0.0000	0	0.0000
(c)	Institutions	0	0	0	0.0000	0.0000	0	0.0000
(d)	Qualified Foreign Investors	0	0	0	0.0000	0.0000	0	0.0000
(e)	Any Other (specify)	0	0	0	0.0000	0.0000	0	0.0000
	Sub Total (A)(2)	0	0	0	0.0000	0.0000	0	0.0000
	Total Shareholding of Promoter and Promoter Group (A)=(A)(1)+(A)(2)	17	4150977	2885737	33.2117	33.2117	0	0.0000
(B)	Public shareholding							
1	Institutions							
(a)	Mutual Funds/UTI	4	1800	200	0.0144	0.0144	-	-
(b)	Financial Institutions / Banks	0	0	0	0.0000	0.0000	-	-
(c)	Central Government/State Government(s)	0	0	0	0.0000	0.0000	-	-
(d)	Venture Capital Funds	0	0	0	0.0000	0.0000	-	-
(e)	Insurance Companies	0	0	0	0.0000	0.0000	-	-
(f)	Foreign Institutional Investors	0	0	0	0.0000	0.0000	-	-
(g)	Foreign Venture Capital Investors	0	0	0	0.0000	0.0000	-	-
(h)	Qualified Foreign Investors	0	0	0	0.0000	0.0000	-	-
(i)	Any Other (specify)	0	0	0	0.0000	0.0000	-	-
	Sub Total (B) (1)	4	1800	200	0.0144	0.0144	-	-
2	Non-institutions							
(a)	Bodies Corporate	152	3295309	3282609	26.3655	26.3655	-	-
(b) (i)	Individuals - shareholders holding nominal share capital up to Rs 1 Lakh	8653	2871929	2121314	22.9781	22.9781	-	-
(ii)	Individual shareholders holding nominal share capital in excess of Rs. 1 Lakh	35	696836	662936	5.5753	5.5753	-	-




Category code (I)	Category of shareholder (II)	Number of shareholders (III)	Total number of shares (IV)	Number of shares held in dematerialised form (V)	Total shareholding as a percentage of total number of		Shares pledged or otherwise encumbered	
					As a percentage of (A+B) (VI)	As a percentage of (A+B+C) (VII)	Number of shares (VIII)	As a percentage (IX) = (VIII)/(IV)*100
(c)	Qualified Foreign Investors	0	0	0	0.0000	0.0000	-	-
(d)	Any Other							
i	Non Resident Indians (Repat)	187	164412	17012	1.3154	1.3154	-	-
ii	Non Resident Indians (Non Repat)	10	1935	1935	0.0155	0.0155	-	-
iii	Foreign Companies	3	2200	0	0.0176	0.0176	-	-
iv	Clearing Member	35	78991	78991	0.6320	0.6320	-	-
v	Directors / Relatives	0	0	0	0.0000	0.0000	-	-
vi	HUF	112	182822	182822	1.4627	1.4627	-	-
vii	Trusts	2	1051339	1051339	8.4117	8.4117	-	-
	Sub Total (B)(2)	9189	8345773	7398958	66.7739	66.7739	-	-
	Total Public Shareholding Public Group (B)=(B)(1)+(B)(2)	9193	8347573	7399158	66.7883	66.7883	NA	NA
	Total (A)+(B)	9210	12498550	10284895	100.0000	100.0000		
(C)	Shares held by custodians and against which Depository Receipts have been issued							
i	Promoter and Promoter group	0	0	0	0.0000	0.0000	0	0.0000
ii	Public	0	0	0	0.0000	0.0000	0	0.0000
	Sub Total (C)	0	0	0	0	0	0	0
	GRAND TOTAL (A)+(B)+(C)	9210	12498550	10284895	100.0000	100.0000	0.0000	0.0000



## (1)(b) Statement showing holding of securities (including shares, warrants, convertible securities) of persons belonging to the category "Promoter and Promoter Group"

Sr. No.	Name of the shareholder	Details of Shares held		Encumbered shares			Details of warrants		Details of convertible securities		Total shares (including underlying shares assuming full conversion of warrants and convertible securities) as a % of diluted share capital
		Number of shares held	As a % of grand total (A)+(B)+(C)	No.	As a percentage	As a % of grand total (A)+(B)+(C) of sub-clause (1)(a)	Number of warrants held	As a % total number of warrants of the same class	Number of convertible securities held	As a % total number of convertible securities of the same class	
1	DINESH ISHWARLAL VAGHANI	420000	3.3604	0	0.00	0.00	0	0	0	0	3.3604
2	CHIRANJIV ISHWARLAL VAGHANI	580000	4.6405	0	0.00	0.00	0	0	0	0	4.6405
3	YOGINI C VAGHANI	105000	0.8401	0	0.00	0.00	0	0	0	0	0.8401
4	YOGESH I VAGHANI	135240	1.0820	0	0.00	0.00	0	0	0	0	1.0820
5	YOGESH I VAGHANI	25000	0.2000	0	0.00	0.00	0	0	0	0	0.2000
6	VAGHANI MADHUP BANSILAL	756985	6.0566	0	0.00	0.00	0	0	0	0	6.0566
7	PRITI NILESH VAGHANI	58900	0.4713	0	0.00	0.00	0	0	0	0	0.4713
8	NILESH ISHWARLAL VAGHANI	539465	4.3162	0	0.00	0.00	0	0	0	0	4.3162
9	D J HOLDINGS PVT LTD	50464	0.4038	0	0.00	0.00	0	0	0	0	0.4038
10	JAI PRAKASH I VAGHANI	1100	0.0088	0	0.00	0.00	0	0	0	0	0.0088
11	STEAD FAST HOLDING PVT LTD	54443	0.4356	0	0.00	0.00	0	0	0	0	0.4356
12	AJAY D VAGHANI	312680	2.5017	0	0.00	0.00	0	0	0	0	2.5017
13	CHIRANJIV I VAGHANI	485685	3.8859	0	0.00	0.00	0	0	0	0	3.8859
14	JYOTI D VAGHANI	90240	0.7220	0	0.00	0.00	0	0	0	0	0.7220
15	DINESHKUMAR I VAGHANI	444425	3.5558	0	0.00	0.00	0	0	0	0	3.5558
16	BANSILAL I VAGHANI	59190	0.4736	0	0.00	0.00	0	0	0	0	0.4736
17	INDRAJIT BANSILAL VAGHANI	32160	0.2573	0	0.00	0.00	0	0	0	0	0.2573
	<b>TOTAL</b>	<b>4150977</b>	<b>33.2117</b>	<b>0</b>	<b>0.0000</b>	<b>0.0000</b>	<b>0</b>	<b>0</b>	<b>0</b>	<b>0</b>	<b>33.2117</b>




**Statement showing holding of securities (including shares, warrants, convertible securities) of persons belonging to the category "Public" and holding more than 1% of the total number of shares**


Sr. No.	Name of the shareholder	Number of shares held	Shares as a percentage of total number of shares [i.e., Grand Total (A)+(B)+(C) indicated in Statement at para (I)(a) above]	Details of warrants		Details of convertible securities		Total shares (including underlying shares assuming full conversion of warrants and convertible securities) as a % of diluted share capital
				Number of warrants held	As a % total number of warrants of the same class	Number of convertible securities held	% w.r.t total number of convertible securities of the same class	
1	SUBHKAM VENTURES I PVT LTD	1755000	25.2991	0	0	0	0	25.2991
2	STRESSED ASSETS STABILIZATION FUND	1051239	8.7556	0	0	0	0	8.7556
3	FAITHFUL VANIJYA PRIVATE LIMITED	415000	3.3204					
4	NUSARWAR MERCHANTS PRIVATE LIMITED	265721	2.126					
5	LSE SECURITIES LTD.	235859	1.8871	0	0	0	0	1.8871
6	BADJATE STOCK & SHARES PVT LTD	171282	1.3704					
7	DAKSHA VAGHANI	125000	1.0001	0	0	0	0	1.0001
	<b>TOTAL</b>	<b>4019101</b>	<b>43.7587</b>	<b>0</b>	<b>0</b>	<b>0</b>	<b>0</b>	<b>43.7587</b>

**Statement showing holding of securities (including shares, warrants, convertible securities) of persons (together with PAC) belonging to the category "Public" and holding more than 5% of the total number of shares of the company**


Sr. No.	Name(s) of the shareholder(s) and the Persons Acting in Concert (PAC) with them	Number of shares	Shares as a percentage of total number of shares [i.e., Grand Total (A)+(B)+(C) indicated in Statement at para (I)(a) above]	Details of warrants		Details of convertible securities		Total shares (including underlying shares assuming full conversion of warrants and convertible securities) as a % of diluted share capital
				Number of warrants	As a % total number of warrants of the same class	Number of convertible securities held	% w.r.t total number of convertible securities of the same class	
1	SUBHKAM VENTURES I PVT LTD	1755000	25.2991	0	0	0	0	25.2991
2	STRESSED ASSETS STABILIZATION FUND	1051239	8.7556	0	0	0	0	8.7556
	<b>TOTAL</b>	<b>2806239</b>	<b>34.0547</b>	<b>0</b>	<b>0</b>	<b>0</b>	<b>0</b>	<b>34.0547</b>



(I)(d) <u>Statement showing details of locked-in shares</u>			
Sr. No.	Name of the shareholder	Number of Locked in Shares	Locked-in shares as a percentage of total number of shares [i.e., Grand Total (A)+(B)+(C) indicated in Statement at para (I)(a) above]
1	NIL	NIL	NIL
TOTAL		NIL	NIL



(II)(a) Statement showing details of Depository Receipts (DRs)				
Sr. No.	Type of outstanding DR (ADRs, GDRs, SDRs, etc.)	Number of outstanding DRs	Number of shares underlying outstanding DRs	Shares underlying outstanding DRs as a percentage of total number of shares (i.e., Grand Total (A)+(B)+(C) indicated in Statement at para (I)(a) above]
1	NIL	NIL	NIL	NIL
TOTAL		NIL	NIL	NIL



Statement showing holding of Depository Receipts (DRs), where underlying shares held by "Promoter/ Promoter Group" are in excess of 1% of the total number of shares

(II) (b)

Sr. No.	Name of the DR Holder	Type of outstanding DR (ADRs, GDRs, SDRs, etc.)	Number of shares underlying outstanding DRs	Shares underlying outstanding DRs as a percentage of total number of shares {i.e., Grand Total (A)+(B)+(C) indicated in Statement at para (I)(a) above}
1	NIL	NIL	NIL	NIL
	<b>TOTAL</b>	NIL	NIL	NIL

